

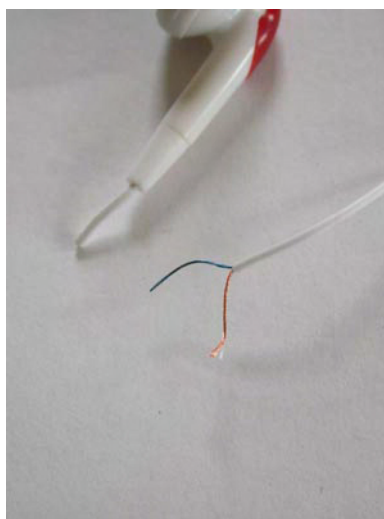
## Prof Klyzlr's Headphone wire-up




Headphones C/O my last business trip flight. Note 3.5mm connector, to suit most domestic "walkman"/radio/DreamPlayer audio sources.




Cut one of the headphones off. If you can, try to make it the LEFT one 😊




Strip back the wires



Onto the LEDs. You'll note that there are 2 x LONG legs and 2 x SHORT legs



Flip one of the LEDs around, and connect the LED "Long leg > Short leg"



Solder the wires to the resulting leg connections.  
(LEDs shown "splayed apart" for clarity.  
You'll need both LED "heads" much closer together to fit in a HO 44 gallon drum!)



Result!!!! 😊